

Gain Equalizers

Series Description

DLI's Gain Equalizers are designed as a small, low cost solution to your gain slope challenges. These equalizer designs employ a monolithic construction with precision thin-film conductor and resistor films with proprietary high dielectric constant ceramics for superior RF performance and repeatability. Components are well suited for use with pick and place equipment.


Available in tape and reel packaging for high volume applications.

Applications

- Broadband Microwave Modules; EW, ECM, ECCM
- Equalizer is utilized as a compensation circuit to correct for a loss slope created by other elements within a circuit such as in amplifier stages

Benefits

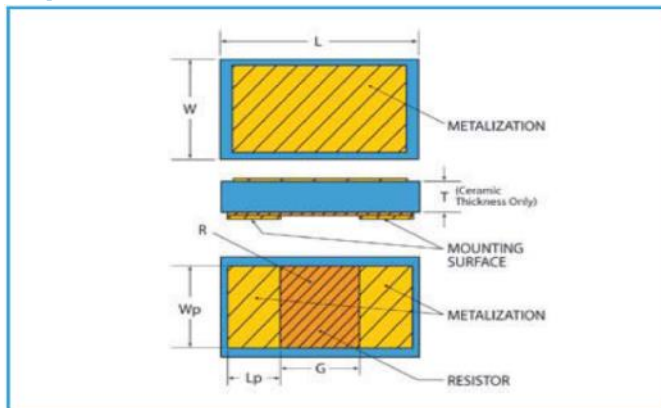
- Low Excess Insertion Loss
- Footprint interchangeable; gain slopes from 1 to 3.5 dB
- Conductive Epoxy and solder SMT mountable
- Characteristic Impedance: 50Ω
- Operating & Storage Temp: -55°C to +125°C
- Moisture Sensitivity Level: MSL1
- No Ground Connection Required
- Superior, repeatable microwave performance



Part Number		L	W	T	Lp	Wp	G	Nominal Slope
Epoxy	Solderable							
AEQ2050 ^[1]	AEQ05510 ^[3]	30 ± 2	18 ± 2	5 ± 1	9 ± 1	14 ± 1	8 ± 1	2.25 dB
AEQ2199 ^[1]	AEQ05246 ^[3]	28 ± 2	16 ± 2	7 ± 1	7 ± 1	14 ± 1	12 ± 1	3.5 dB
AEQ2234 ^[2]	AEQ06042 ^[3]	32 ± 2	16 ± 2	5 ± 1	8 ± 1	12 ± 1	12 ± 1	3.25 dB
AEQ3042 ^[4]	AEQ3042 ^[4]	40 ± 2	20 ± 2	6 ± 1	17.5 ± 1	17.5 ± 1	3 ± 1	0.6 dB
AEQ3055 ^[4]	AEQ3055 ^[4]	40 ± 2	20 ± 2	6 ± 1	15.4 ± 1	18.4 ± 1	7.2 ± 1	1.5 dB
AEQ05467 ^[5]	AEQ05467 ^[5]	28 ± 1	16 ± 1	7 ± 1	7 min.	14 ± 1	10	1.0 dB
AEQ05468 ^[5]	AEQ05468 ^[5]	28 ± 1	16 ± 1	7 ± 1	7 min.	14 ± 1	10	1.5 dB
AEQ05469 ^[5]	AEQ05469 ^[5]	28 ± 1	16 ± 1	7 ± 1	7 min.	14 ± 1	10	2.0 dB
AEQ05470 ^[5]	AEQ05470 ^[5]	28 ± 1	16 ± 1	7 ± 1	7 min.	14 ± 1	10	2.5 dB
AEQ05471 ^[5]	AEQ05471 ^[5]	28 ± 1	16 ± 1	7 ± 1	7 min.	14 ± 1	10	3.0 dB
AEQ05472 ^[5]	AEQ05472 ^[5]	28 ± 1	16 ± 1	7 ± 1	7 min.	14 ± 1	10	3.5 dB

All dimensions in mils. Mechanical outline drawings for equalizers listed above are available. Please contact DLI Applications Engineering for details.
Operational Temperature Range: - 55 C to + 125 C

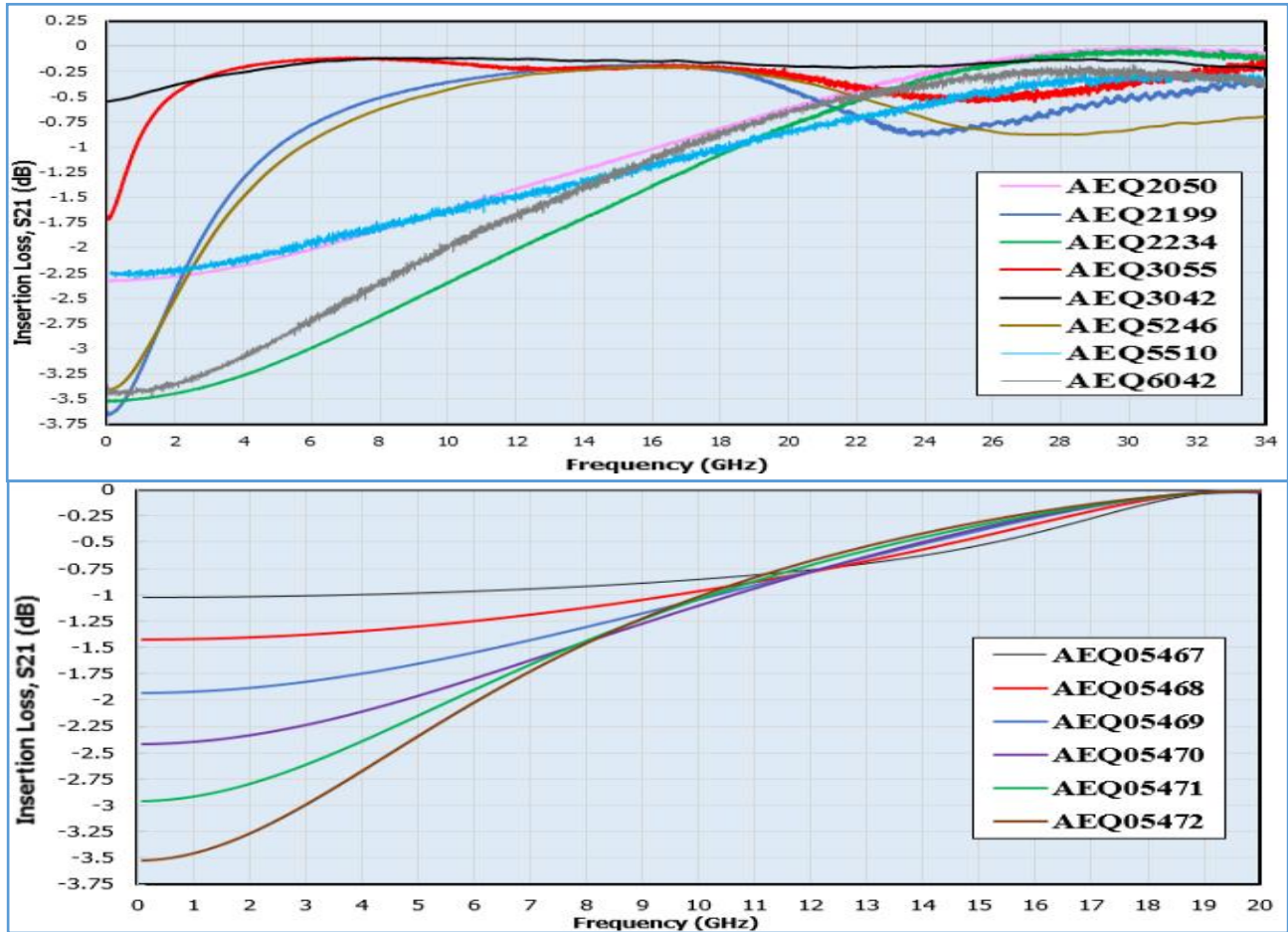
Physical Dimensions



Metallizations

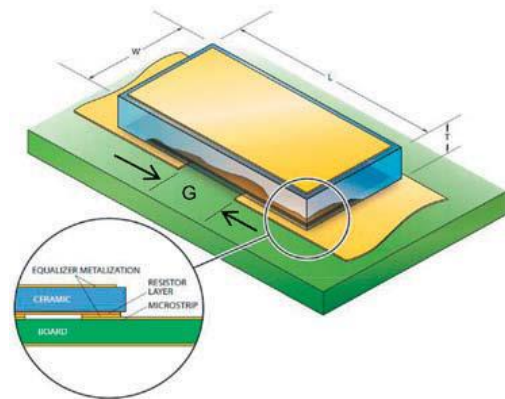
- [1] TOP: 100 MICROINCHES MIN Au OVER 400 +/- 100 ANGSTROMS TIW
BOTTOM: RESISTIVE MATERIAL
- [2] TOP: 100 MICROINCHES MIN. Au OVER 400 +/- 100 ANGSTROMS TIW
BOTTOM: 100 MICROINCHES MIN. Au OVER 400 +/- 100 ANGSTROMS
TIW OVER 50 Ohm/SQUARE TaN
- [3] TOP: 100 MICROINCHES MIN. Au OVER 50 MICROINCHES MIN. NiV OVER
300 ANGSTROMS MIN. TIW
BOTTOM: 25 MICROINCHES MIN. Au OVER 50 MICROINCHES MIN. NiV
OVER 5 MICROINCHES MIN. Au OVER 300 ANGSTROMS MIN.
TIW OVER 50 +/- 20% Ohm/SQUARE TaN
- [4] TOP: 20 MICROINCHES MAX. Au OVER 30 MICROINCHES MIN. Ni OVER
50 MICROINCHES MIN. Au OVER 400 +/- 100 ANGSTROMS TIW
OVER 50 +/- 10% Ohm/SQUARE TaN
BOTTOM: 50 MICROINCHES MIN. Au OVER 400 +/- 100 ANGSTROMS TIW
- [5] TOP: 15 MICROINCHES MIN. Au OVER 50 MICROINCHES MIN. NiV OVER
300 ANGSTROMS MIN. TIW
BOTTOM: 15 MICROINCHES MIN. Au OVER 50 MICROINCHES MIN. NiV OVER
300 ANGSTROMS MIN. TIW OVER 50 +/- 10% Ohm/SQUARE TaN

Gain Equalizers



Die Attach Recommendations

- 1) Equalizer width should be approximately as wide as 50 Ω line trace on PCB.
- 2) The gap in the microstrip line should be nominally equal to dimension G.
- 3) Vacuum pick-up tool recommended for component handling. If pressure is to be applied during component placement, it should be done uniformly across the part.
- 4) Thin, unmounted circuit boards are prone to warp-age during reflow. This can cause solder attach defects and cracking of components during handling or subsequent housing installation.



Custom Solutions

We realize that our standard offerings won't meet all customer requirements. DLI offers custom solutions with quick turn time.

Custom designs will be tailored to meet your system requirements by utilizing a design with one of our high K materials.

Temperature performance requirement? We can design on one of DLI's temperature stable materials.

Please contact Applications Engineering for more information.

Design Kits

Two design kits are available for quick fix or circuit tuning needs. Each kit has 5 pieces of variant equalizer.

Standard Series includes: AEQ2050, AEQ2199, AEQ2234, AEQ3042 and AEQ3055.

EW Series includes: AEQ05467, AEQ05468, AEQ05469, AEQ05470, AEQ05471 and AEQ05472.



ISO 9001
Quality



AS9100
Aerospace



Mouser Electronics

Authorized Distributor

Click to View Pricing, Inventory, Delivery & Lifecycle Information:

Knowles:

[AEQ2234](#) [AEQ3055](#) [AEQ2199](#) [AEQ2050](#) [AEQ3042](#) [AEQ2050-TR](#) [AEQ2199-TR](#) [AEQ2050-10](#) [AEQ2234-TR](#)
[AEQ3055-10](#) [AEQ2199-10](#) [AEQ3042-TR](#) [AEQ2234-10](#) [AEQ3042-10](#) [AEQ3055-TR](#) [AEQ05467](#) [AEQ05468](#)
[AEQ05469](#) [AEQ05470](#) [AEQ05471-10](#) [AEQ05472-10](#) [AEQ05471](#) [AEQ05472](#) [AEQ05467-10](#) [AEQ05468-10](#)
[AEQ05469-10](#) [AEQ05470-10](#) [AEQ05510](#) [AEQ05472-T](#) [AEQ05246-10](#) [AEQ05510-10](#) [AEQ06042-10](#) [AEQ05246](#)
[AEQ05510-T](#)